

Step 1.

Manually input the following link into either Chrome or Firefox:

<https://www.adobe.com/creativecloud/desktop-app.html>

Step 2.

Click the “Sign In” at the top right hand corner of your screen.

Once the login screen pops up click put your Adrian email address in and follow the prompt if it has you login through the Creative Cloud portal or OneLogin

Step 3.

Click the “**Download**” in the top right hand corner.

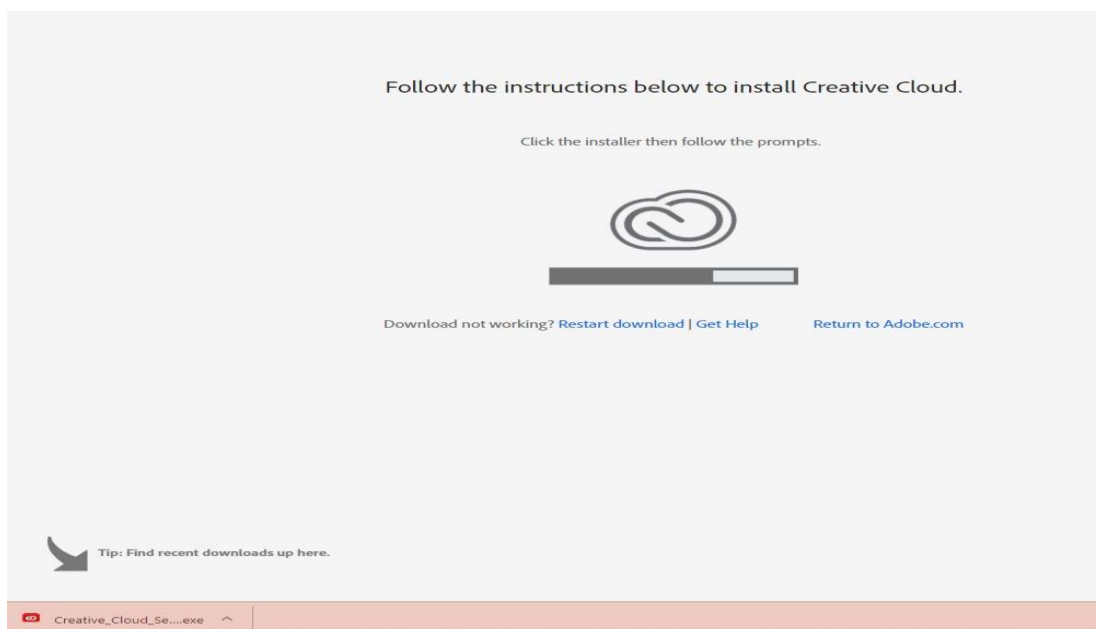


Easily manage your Creative Cloud apps and services.

Creative Cloud for desktop is a great place to start any creative project. Quickly launch and update your desktop apps, manage and share your assets stored in Creative Cloud, download fonts from Adobe Typekit or high-quality royalty-free assets right within the app, and showcase and discover creative work on Behance. Best of all, the application stays out of your way but is there when you need it, so you can focus on creativity.

**Step 4.**

Click on the installation package, that shows up in the bottom left hand corner, and let it download.

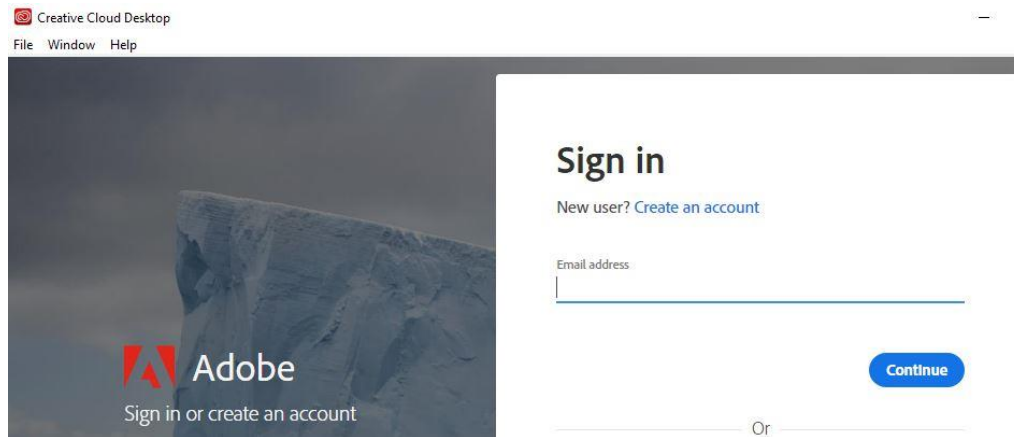


Step 4.

Hit **“Yes”** when it prompts you **“Do you want to allow this app to make changes to your device.”**
The product will then take a few minutes to download.

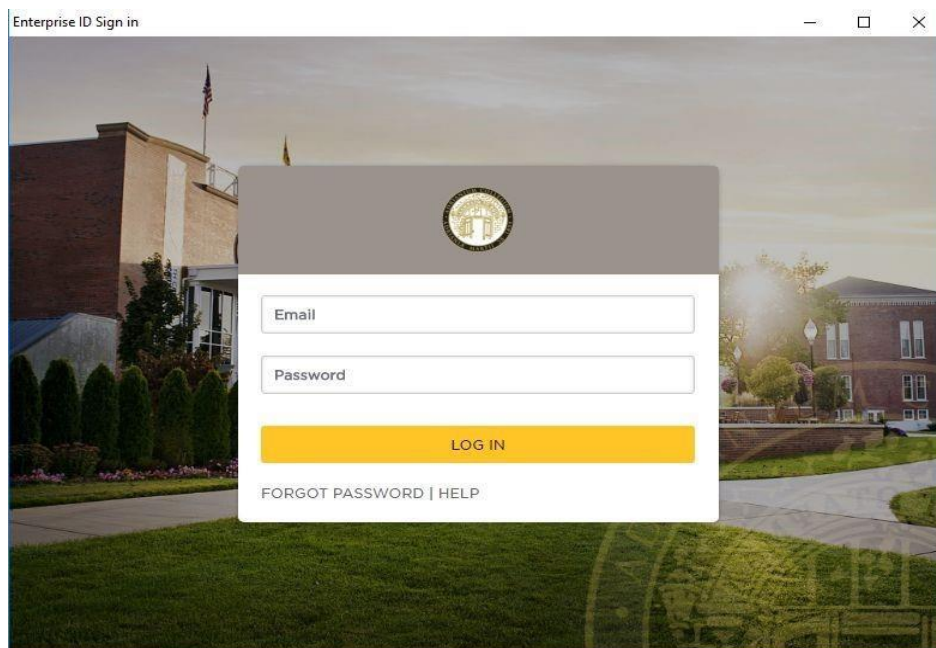
Step 5.

Once the login screen pops up click **“Sign in with an Enterprise ID.”**



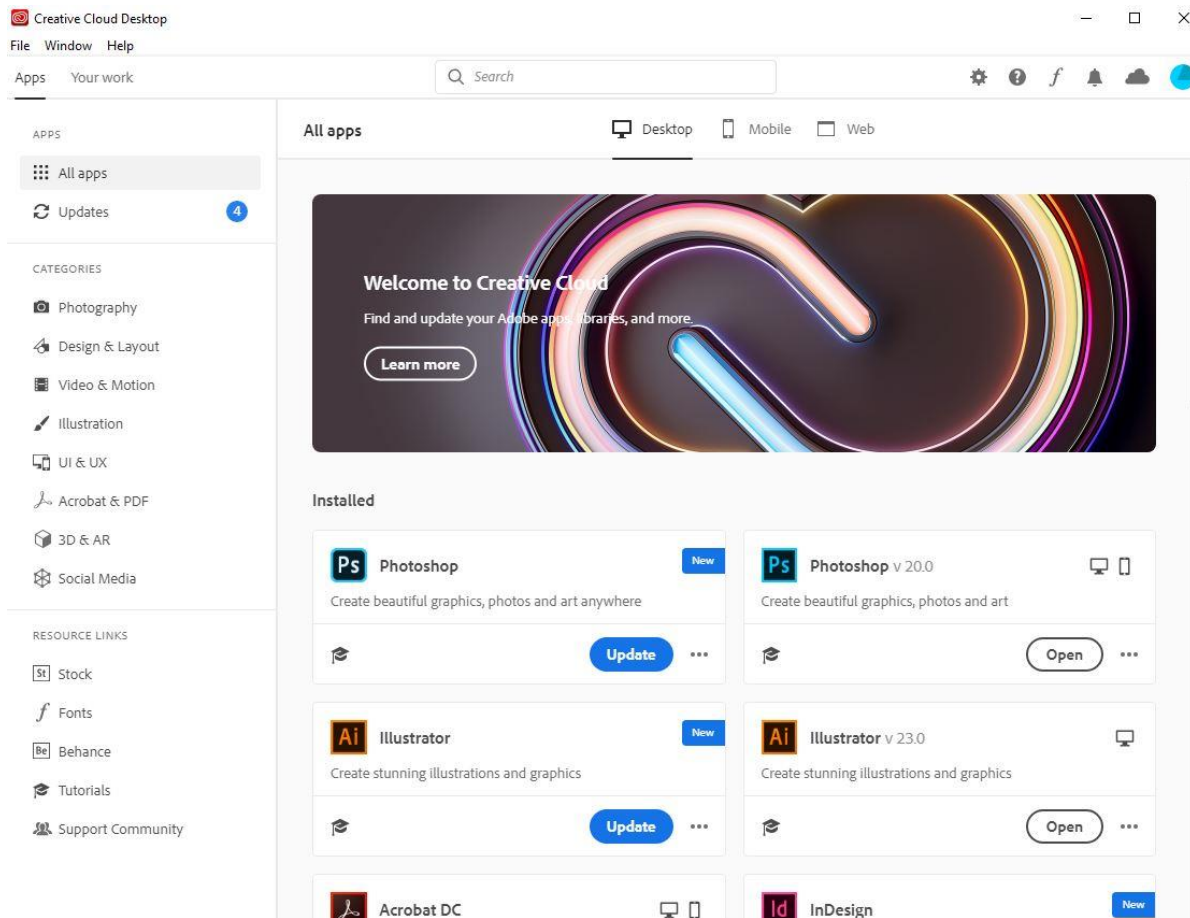
Step 6.

Sign in with your AC Email information. Once you put your username in it will automatically take you to the OneLogin screen, where you will then put in your AC Email username and password.



Step 7.

Once you've logged in. Then go to the "Apps" where you have an ample amount of applications to choose from. From here you will need to update or install each product you'd like.



You are only allowed to be logged on to Creative Cloud with 2 computers per student or faculty personal laptop, classroom computer, library computer.

**** If you have any issues once the applications have been installed please feel free to contact the Helpdesk at helpdesk@adrian.edu or (517) 417 - HELP (4357) or the ITS Technology Support Coordinator directly at jblackburn@adrian.edu or (517) 264 - 3117 to help resolve the issue that is occurring. ****

Thank you,
IT Department